

功率继电器		RW115F					
		<p>▲16A 触点切换能力</p> <p>▲低高度, 仅为 15.7mm</p> <p>▲爬电距离为 10mm</p> <p>▲多种触点形式可供选择</p> <p>▲触点与线圈间介质耐压可达 5KV</p> <p>▲外形尺寸: 29.0*12.7*15.7</p>					
CONTACT DATA 触点参数							
Contact Form	触点形式	1H / 1Z		2H / 2Z			
Contact Material	触点材料	详见订货标识					
Contact Ratings	触点负载 (阻性)	12A/16A 250VAC		8A 250VAC			
Initial Contact Resistance	接触电阻	50MΩ (1A 24VDC)					
Max Switching Voltage	最大转换电压	440VAC / 125VDC					
Max Switching Current	最大转换电流	12A / 16A		8A			
Max Switching Power	最大切换功率	3000VA / 4000VA		2000VA			
Mechanical Life	机械寿命	10,000,000 Operations(at300Operations/minute)					
Electrical Life	电气寿命	100,000 Operations(at30Operations/minute)					
GENERAL DATA 性能参数							
Insulation Resistance		绝缘电阻 1000MΩ Min at 500VDC					
Dielectric Strength 介质耐压	Between Coil and Contacts 线圈与触点间	50000 VAC(50/60Hz for one minute)					
	Between Contacts 触点间	2500 VAC(50/60Hz for one minute)					
Operate Time	吸合时间	15ms					
Release Time	释放时间	8ms					
Shock Resistance 冲击	Functionali 稳定性	10G					
	Destructive 强度	100G					
Vibration Resistance	振动	10-55Hz, 1.5mm					
Humidity	湿度	40-85%					
Temperature Range	温度范围	-30℃to+70℃					
Weight	重量	Approx 13g					
COIL DATA 线圈参数							
额定线圈功率 540mW							
Nominal Voltage 额定电压(VDC)		5	6	9	12	24	48
Coil Resistance 线圈阻值(Ω)+-10%		62	90	200	360	1440	5760

Max Operate Voltage 最大吸合电压(VDC)	3.75	4.50	6.75	9.0	18.0	36.0
Min Release Voltage 最小释放电压(VDC)	0.5	0.6	0.9	1.2	2.4	4.8
Max Applicable Voltage 最大过载电压	70℃时额定电压的 130%，23℃时额定电压的 170%					

ORDERING INFORMATION 订购标识

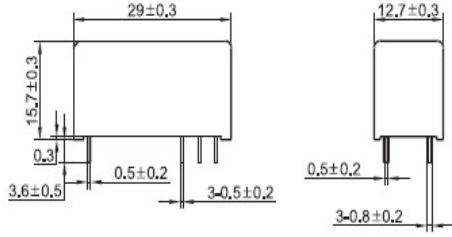
<u>RW115F - DC12V - 1HS3</u>		
1	2	3
1.Relay Model 继电器型号	3.触点转换形式	
2.Coil Nominal Voltage 线圈额定电压 5,6,9,12,24,48VDC	1H: Form 1A 2H:Form2A 1Z: Form 1C 2Z:Form2C S: Sealed 密封 1:AgSnO ₂ 2:AgNi 3:AgCdO	

OVERALL AND MOUNTING DIMENSIONS

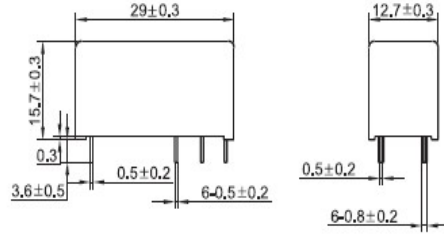
外形图、安装孔尺寸、接线图

外形图

3.5mm 引出脚间距

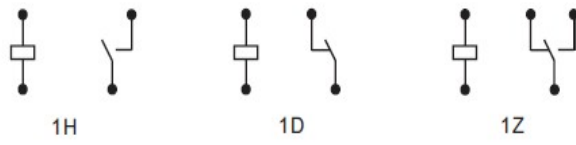


5mm 引出脚间距

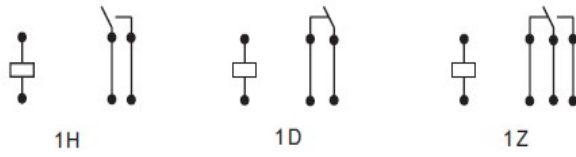


接线图 (底视图)

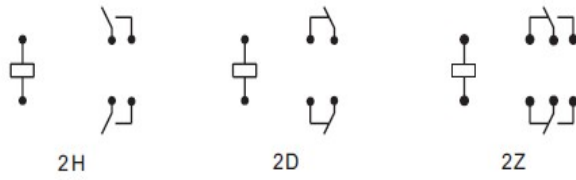
3.5/5mm, 1组, 12A



5mm, 1组, 16A

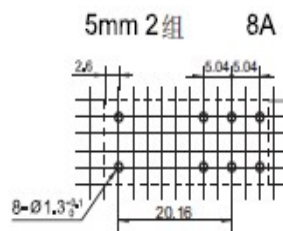
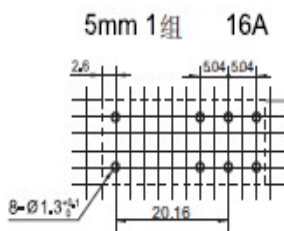
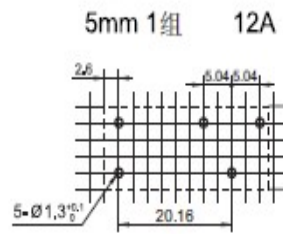
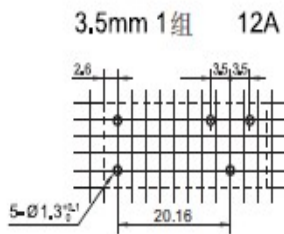


5mm, 2组, 8A



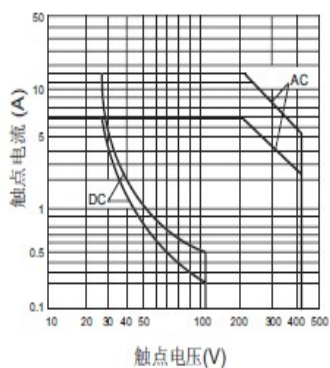
安装孔尺寸

(T=2.52±0.02mm)

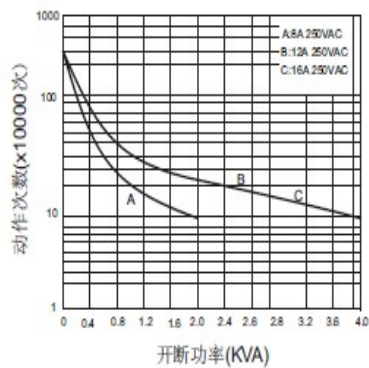


ENGINEERING DATA 特性曲线图

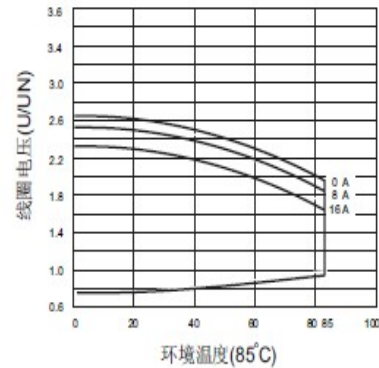
最大切换功率



电气寿命曲线



线圈工作温度曲线 (DC)



申明:

本产品规格书仅供客户使用时参考, 如有更改, 恕不另行通知。

Ningbo Ronway Electrical Appliances Co.,Ltd

<http://www.ronway.net/>