


<b>通信继电器</b>	<b>RWT1</b>
	<ul style="list-style-type: none"> <li>▲3A 触点切换能力</li> <li>▲具有一组转换触点形式</li> <li>▲超小型、印制板式引出端</li> <li>▲外型尺寸 15.7*11.0*12.0mm</li> </ul>

### CONTACT DATA 触点参数

Contact Form	触点形式	1Z
Contact Material	触点材料	Ag Alloy
Contact Ratings	触点负载	1A 120VAC/30VDC
Initial Contact Resistance	接触电阻	100mΩ Max at 6VDC 0.1A
Max Switching Voltage	最大转换电压	220VAC/30VDC
Max Switching Current	最大转换电流	2A
Max Switching Power	最大切换功率	125VA/30W
Mechanical Life	机械寿命	10,000,000 Operations(at300Operations/minute)
Electrical Life	电气寿命	100,000 Operations(at30Operations/minute)

### GENERAL DATA 性能参数

Insulation Resistance	绝缘电阻	100MΩ Min at 500VDC
Dielectric Strength 介质耐压	Between Coil and Contacts 线圈与触点间	1000VAC(50/60Hz for one minute)
	Between Contacts 触点间	500VAC(50/60Hz for one minute)
Operate Time	吸合时间	5ms
Release Time	释放时间	5ms
Shock Resistance 冲击	Functionali 稳定性	100G
	Destructive 强度	1000G
Vibration Resistance	振动	10-55Hz, 1.5mm
Humidity	湿度	35-70%
Temperature Range	温度范围	-25℃to+70℃
Weight	重量	Approx 5g

### COIL DATA 线圈参数

额定线圈功率 200mW

Nominal Voltage 额定电压(VDC)	3	5	6	9	12	24
Coil Resistance 线圈阻值(Ω)+/-10%	45	125	180	405	720	2880
Max Operate Voltage 最大吸合电压(VDC)	2.25	3.75	4.5	6.75	9.0	18.0
Min Release Voltage 最小释放电压(VDC)	0.30	0.50	0.60	0.90	1.20	2.40

Max ApplicableVoltage 最大过载电压	70℃时额定电压的 130%，23℃时额定电压的 160%
------------------------------	-------------------------------

*Ronway*

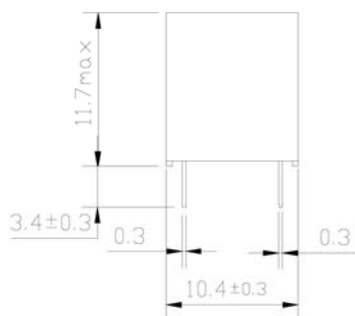
额定线圈功率 360mW						
Nominal Voltage 额定电压 (VDC)	3	5	6	9	12	24
Coil Resistance 线圈阻值(Ω)+/-10%	25	69	100	225	400	1600
Max Operate Voltage 最大吸合电压 (VDC)	2.25	3.75	4.5	6.75	9.0	18.0
Min Release Voltage 最小释放电压 (VDC)	0.30	0.50	0.60	0.90	1.20	2.40
Max ApplicableVoltage 最大过载电压	70℃时额定电压的 130%，23℃时额定电压的 160%					

## ORDERING INFORMATION 订购标识

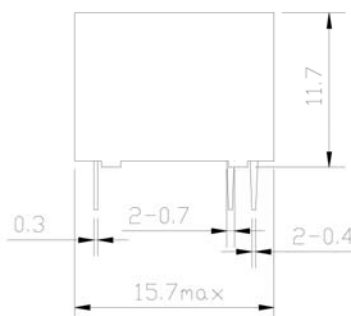
<b><u>RWT1 - DC12V - ZSL</u></b>		
1	2	3
1.Relay Model 继电器型号	2.Coil Nominal Voltage 线圈额定电压 3,5,6,9,12,,24VDC	3.触点转换形式 Z: Form C S: Sealed 密封 L: 0.2W 无: 0.36W

## OVERALL AND MOUNTING DIMENSIONS

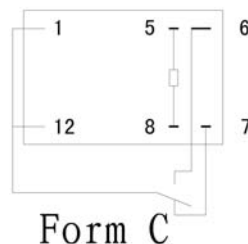
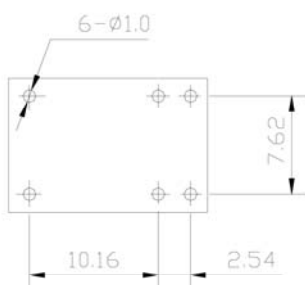
外形图、安装孔尺寸、接线图



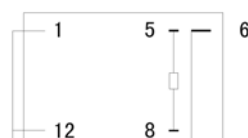
安装图



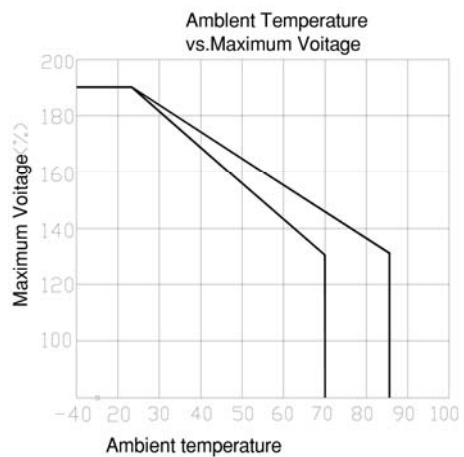
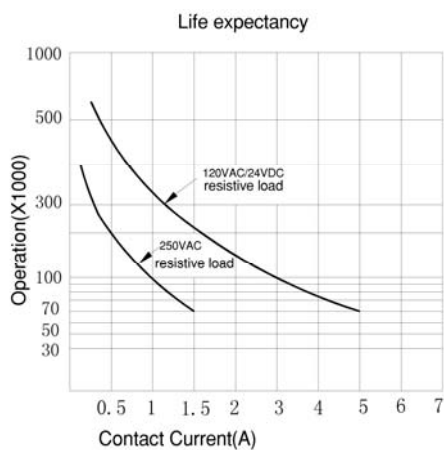
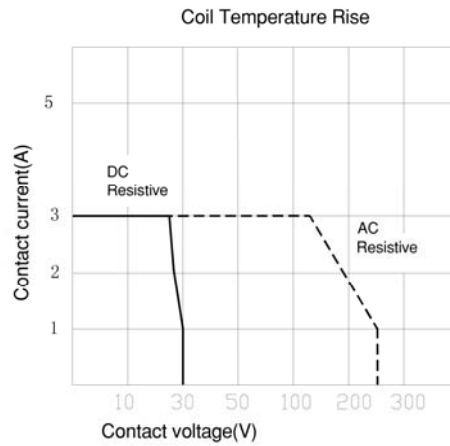
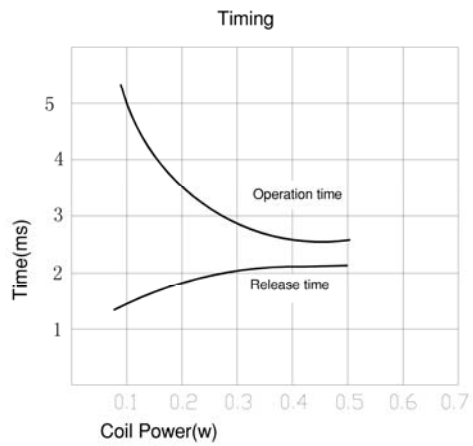
接线图



Form C



## ENGINEERING DATA 特性曲线图



申明:

本产品规格书仅供客户使用时参考，如有更改，恕不另行通知。

Ningbo Ronway Electrical Appliances Co.,Ltd

<http://www.ronway.net/>